



SILVER

CONVENTIONAL CONTROL PANEL

Conventional Fire detection and Fire alarm control panel, EN 54-2 and EN 54-4 certified

Conventional fire detection and fire alarm control panel with up to 16 zones and 16 configurable relay outputs; this control panel is characterized by having independent zones and relay outputs.

For zones, different models are available to adapt in the most precise way to the needs of each installation with 2, 4, 8, 12 or 16 zones.

For relay outputs, the control panel supports up to 2 relay cards with 4 or 8 relays.

Additionally, there are two variants of relay cards: With all dry contact relay outputs or with all supervised relay outputs; the configuration of each relay is independent.

The control panel can be connected to the addressable loop of the Lyon system as another element.

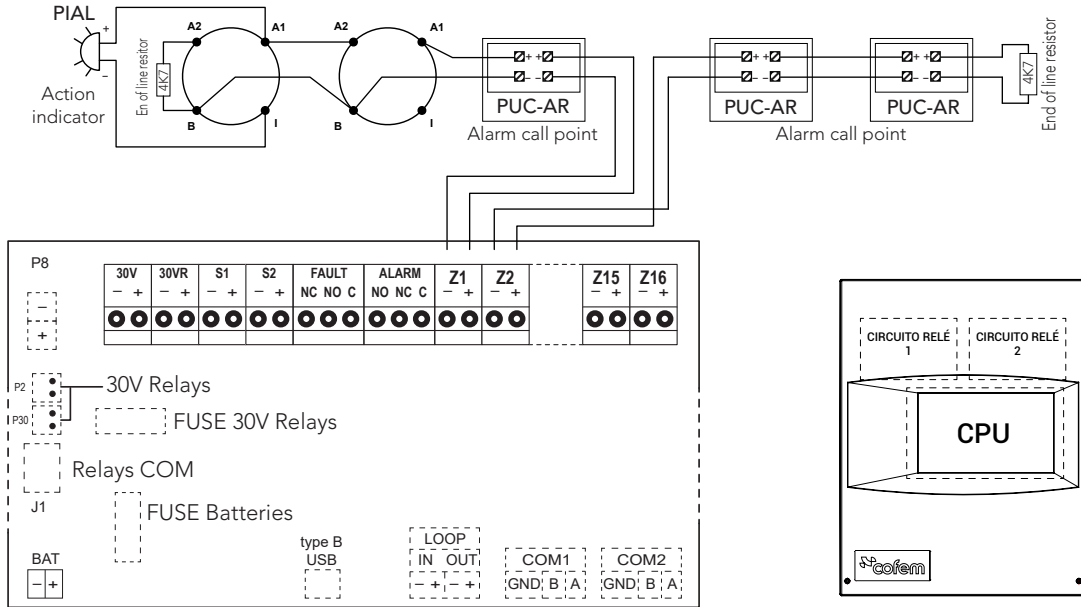
Versions with Modbus, CRI, I-Link and Cofem 360 are available.

FEATURES

- Control panel with 2, 4, 8, 12 or 16 zone models with capacity to incorporate up to 32 elements per zone.
- Capacity to include 4, 8, 12 or 16 relay outputs. These relays can be supervised (wet contact output) or unsupervised (dry contact output NA/NC/COM).
- 2 independent general sounder outputs S1 and S2, supervised and with delayed activation between 0 and 10 minutes and protected by a self-resetting fuse.
- 1 dry contact alarm output with immediate activation named ALARM.
- 1 fault output, with dry contact and delayed activation between 0 and 10 minutes, protected by a resettable fuse named FAULT.
- 2 auxiliary 30VDC outputs, named 30V (non-resettable) and 30VR (resettable), both protected by a fuse, capable of providing external power to elements such as fire door electromagnets, external sirens, relay modules, etc.
- 2 supervised general sounder outputs, S1 and S2, with independent delay activation between 0 and 10 minutes, protected by resettable fuses.
- It includes, by default, the Spanish and English languages.
- Metal box with a front-bolted door, 13 28mm diameter pre-drills for wiring and space for 2 12V and 7Ah batteries.
- Dimensions 328x423x159mm (with cover).
- IP30 protection.
- Certified according to EN54-2/A1 and EN54-4/A1 regulations.

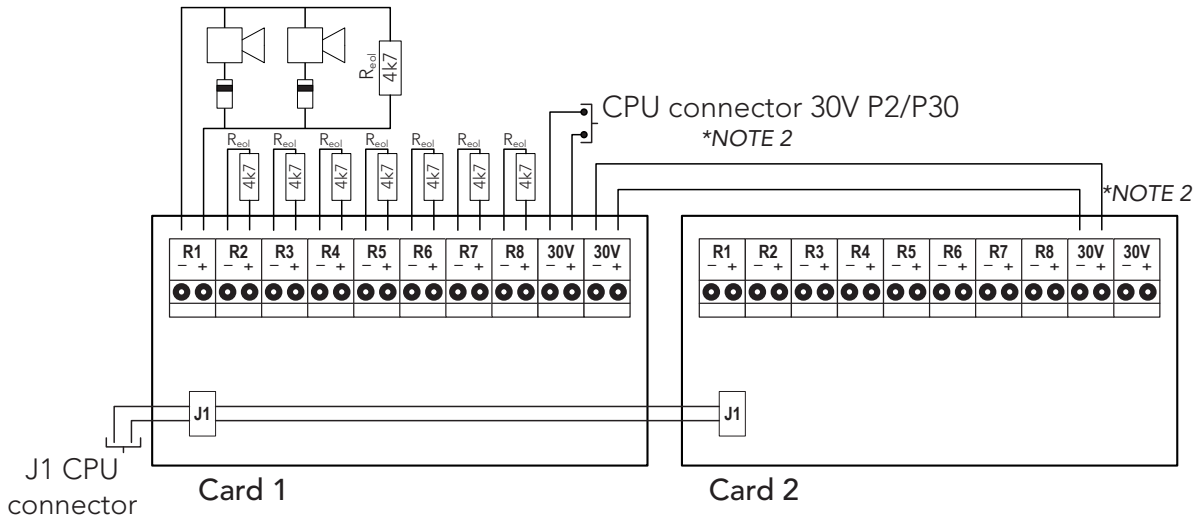
TECHNICAL FEATURES

Input voltage	110-230VAC	S1 output	30VDC 0,5A
Zone voltage	19-22,6VDC	S2 output	30VDC 0,5A
Maximum current (in alarm)	2A	Fault output	Dry contact NA/NC 0,5A
Batteries	2x12V, 7Ah	Output 30V + 30VR	0,5A
Maximum output current	2A	Environmental conditions	-10°C +50°C
Battery charger	500mA, 27VDC 20°C	Dimensions	328x423x159mm (with cover)
Elements per zone	32	Weight (without batteries)	5kg
Current per zone	2mA	Standards	EN 54-2/A1 y EN 54-4/A1
End-of-line resistor	4K7	Protection	IP30



Wiring diagram CPU

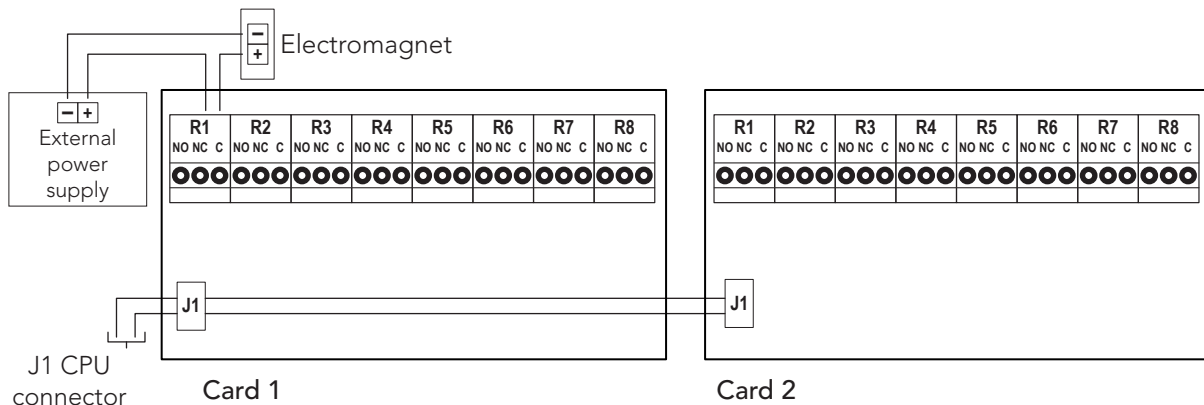
* NOTE 1: The control panel has space for 2 relay cards of 4 or 8 relays each.



* NOTE 2: Supervised relay cards can be supplied with an external 24-30Vdc power supply.

* NOTE 3: Maximum output current of each relay 0.5A (autoreset fuse). Check that the total consumption of the cards does not exceed the capacity of the control panel or the external power supply.

Wiring diagram of supervised relay cards



* NOTE 4: Each dry contact relay has a maximum capacity of 0.5A 30Vdc/230Vac.

Wiring diagram of supervised relay cards